


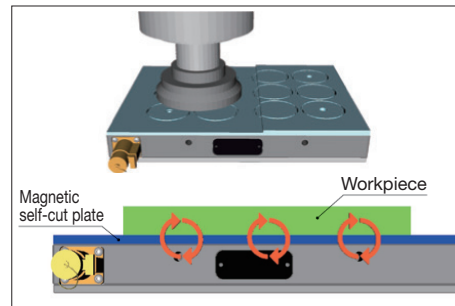
# Magnetic Self-cut Plate

**Material** Structural steel, plastic **Accessories** Attachment bolt MB X 10 Maximum tightening torque 10 Nm  
**Self-cut Allowance** 4 mm

- Protects the top surface of the magnetic chuck
- Improves the precision of the top surface of the magnetic chuck (enables self-cut)

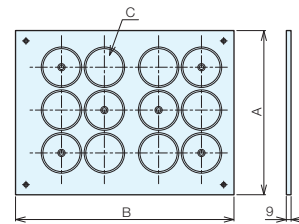


## Usage Examples



## Specifications

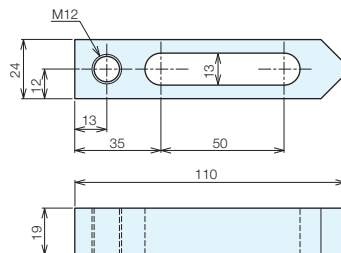
Order No.	No.	A	B	C (No. of Magnetic Poles)	Compatible Chucks	Weight (kg)
109151	MSC304HD70	318	423	12	MTB304HD70	9.4
109152	MSC306HD70	318	608	18	MTB306HD70	13.6
109153	MSC308HD70	318	798	24	MTB308HD70	17.8
109154	MSC310HD70	318	963	30	MTB310HD70	21.5
109155	MSC404HD70	403	423	16	MTB404HD70	12.0
109156	MSC406HD70	403	608	24	MTB406HD70	17.2
109157	MSC408HD70	403	798	32	MTB408HD70	22.6
109158	MSC410HD70	403	963	40	MTB410HD70	27.2
109159	MSC504HD70	483	423	20	MTB504HD70	14.3
109160	MSC506HD70	483	608	30	MTB506HD70	20.6
109161	MSC508HD70	483	798	40	MTB508HD70	27.1
109162	MSC510HD70	483	963	50	MTB510HD70	32.7
109163	MSC606HD70	568	608	36	MTB606HD70	25.5
109164	MSC608HD70	568	798	48	MTB608HD70	33.5



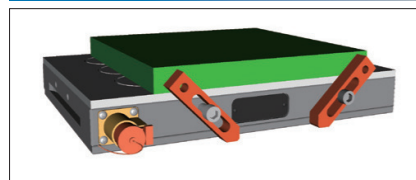
\* The positions of the mounting holes differ depending on the size.

# Side Stopper

**Material** S50C



## Usage Examples



## Specifications

Order No.	No.	Screw Dia.	Weight (kg)
109166	MT-SS110	M12	0.23

# Clamping Accessories for Magnetic Chuck



## Specifications (4 pieces per set)

Order No.	No.	T-slot	Weight (kg)
109165	MTB-CS18	18	1.6

